



Road safety education



Getting to and from school safely

Hazelbrook Public School





Getting to and from Hazelbrook Public School safely



We have numerous ways for students to be dropped off and collected from school:

- Kiss and Drop
- Pedestrian gate on Beechmount Avenue
- Crecy gate
- Bus
- Walk
- Ride/scooter to school

This guide will help you navigate the options That are best for your family.

Entry and exit procedures for Hazelbrook Public School


Families can enter the grounds from numerous points:

- Pedestrian gate on Beechmount Parade
- Kiss & Drop gate on Hazelbrook Parade
- Crecy gate from the Great Western Highway


All gates are locked from 9.15 am with access only via the Kiss and Drop gate on Hazelbrook Parade. After this time, you will need to escort your child up the ramp to open the Pool gate to proceed to the office.

All gates are reopened from 2.45 pm each afternoon


All visitors on site must report to the office when arriving during school hours.




Kiss & Drop gate on Hazelbrook Parade



Pedestrian gate on Beechmount Avenue



Crecy gate



Pool gate

Drive and park safely near Hazelbrook Public School

Families have numerous options for parking:

- **Beechmount Ave** – 5 minute drop off/pick up 8.00am – 9.30 am & 2.30 pm – 4.00 pm
- **Beechmount Ave Public Carpark** – limited spaces
- **Railway Pde** – cross pedestrian bridge to access school through Crecy playground gate
- **Hazelbrook Pde** – No parking 8.00 – 9.30 am & 2.30 pm – 4.00 pm. This is a waiting bay for kiss and Drop
- **Staff Carpark** – Staff only. No access for parents or students

The beginning and end of the school day are busy times for pedestrians and drivers outside schools. Please always use caution.



Public carpark on top of Beechmount Avenue



Staff carpark is for staff only and is locked



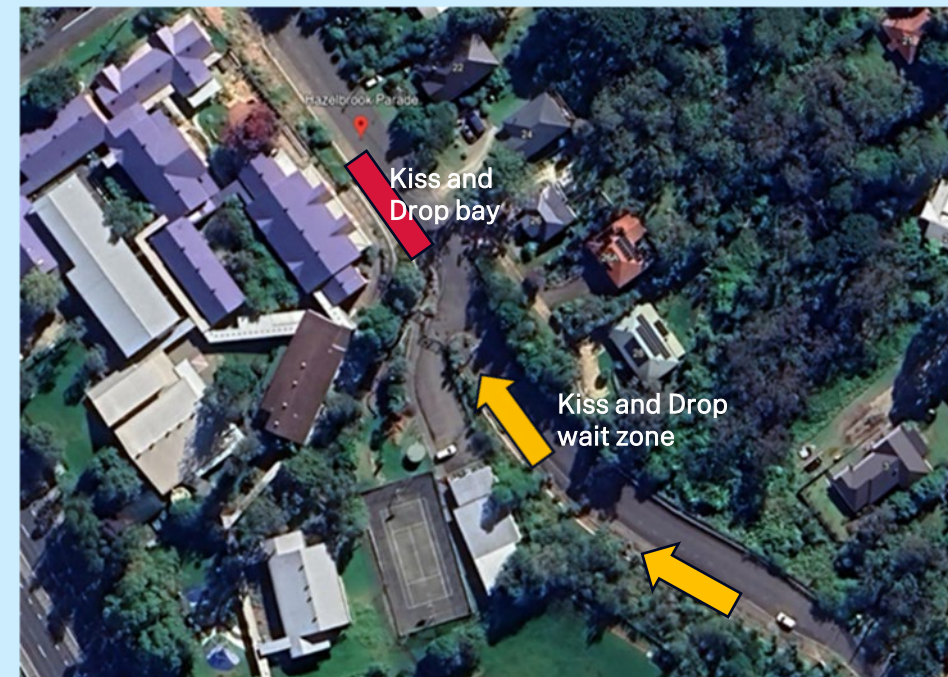
No parking hours in Hazelbrook Parade

Kiss and Drop Zone at Hazelbrook Public School

- Pull to the front of the Kiss and Drop bay to drop off or pick up your child.
- If there is a line at Kiss and Drop, pull into the Kiss and Drop wait zone on Hazelbrook Parade. Move forward as the traffic moves and it is safe to do so. Please watch for traffic travelling up Hazelbrook Parade. Please do not stop across driveways.
- Please stay in your vehicle and have the child enter or exit from the passenger side.
- No parking during pick up/drop off times – stopping is for 2 minutes or less.
- If your child is not at Kiss and Drop, you will be asked to go around the block and rejoin the K&D line.
- If your child arrives after 9.15 am, you will need to walk them to the top of the K&D ramp, as the pool gate will be shut.



Kiss and Drop times





Park and walk/ride to Hazelbrook Public School

- Walk, ride, scoot or skate with your child to and from school. Bike and scooter racks are available.
- Students must get off their bike/scooter at the school gate and walk their bike/scooter to the bike rack.
- After school, meet your child at an agreed place and walk together to your car, parked away from the school.
- Use this time to talk about their day as well as how to be a safe pedestrian.




Bike and scooter parking located on Quad



Bus safety at Hazelbrook Public School

Bus safety tips:

- Consider catching the bus with your child for their first trips.
- When waiting for the bus, hold hands and stand a few steps back from the edge of the road.
- Staff will supervise students and organise into afternoon bus lines. Students are escorted and placed on buses for the trip home
- Meet your child at the bus stop after school.
- Never wait on the opposite side of the road and call them across.
- Wait until the bus has gone, then choose a safe place to cross the road.
- If you cannot meet your child, organise for a trusted adult to take your place.
- See <https://transportnsw.info/tickets-opal/ticket-eligibility-concessions/school-student-travel> for bus pass applications.



Hazelbrook Parade bus zone